



**2018 Adopted
Budget**

August 11, 2017

Contents

	PAGE(s)
Governance/Administration	1
Total Budget Summary	2
Financing	3
Residential Appraisal Department Summary	4
BPP/Utilities/ Minerals Appraisal Department Summary	5
Commercial Appraisal Department Summary	6
Information Services Department Summary	7
Support Services Department Summary	8
Geographic Information Services Department Summary	9
ARB Support Department Summary	10
Administration Department Summary	11
General Operations Department Summary	12
Capital Outlay	13
Proposed Staff Positions	14
Proposed Pay Schedule	17 - 19
Benefit Summary	20
2018 Preliminary Tax Entity Budget Allocations	21 - 22

Board of Directors

Joe Potthoff - Chairman
John Molyneaux - Secretary
Johnny Bennett
Mike O'Donnell
Mark Wood
Ron Wright

Executive Director/Chief Appraiser

Jeffery Law

Tarrant Appraisal District 2018 Budget

Summaries

Tarrant Appraisal District (TAD) is a political subdivision of the State of Texas created effective January 1, 1980. The provisions of the Texas Property Tax Code govern the legal, statutory, and administrative requirements of the appraisal district. A five member Board of Directors, appointed by the taxing units within the boundaries of Tarrant County, constitutes the District's governing body. The Tarrant County assessor-collector also serves on the board but is a nonvoting member. The Chief Appraiser, appointed by the Board of Directors, is the chief administrator and chief executive officer of the appraisal district. The chief appraiser is allowed by law to delegate authority and appraisal responsibilities to his employees.

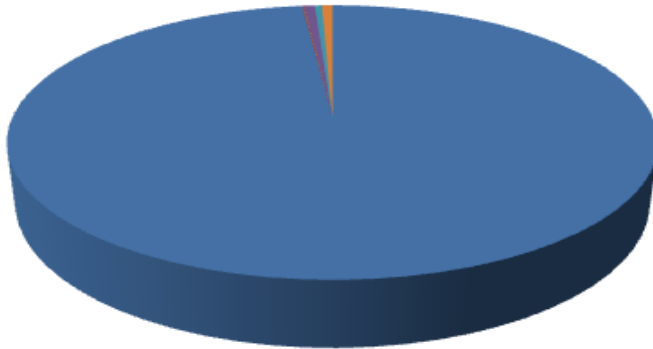
Tarrant Appraisal District (TAD) is responsible for local property tax appraisal and exemption administration for seventy-three jurisdictions or taxing units in the county. Each taxing unit, such as the county, a city, school district, municipal utility district, etc., sets its own tax rate to generate revenue to pay for such things as police and fire protection, public schools, road and street maintenance, courts, water and sewer systems, and other public services. Property appraisals are determined by the appraisal district and used by the taxing units to calculate and allocate the annual tax burden. TAD also administers and determines eligibility for various types of property tax exemptions that are authorized by state and local governments, such as those for homeowners, the elderly, disabled persons, disabled veterans, and charitable or religious organizations.

	2017	2018
Direct Salaries	\$ 13,259,937	\$ 14,309,986
Retirement Benefits	\$ 1,569,589	\$ 1,694,938
Group Insurance Benefits	\$ 2,634,802	\$ 3,064,607
Total Payroll Costs	\$ 17,464,328	\$ 19,069,531
Training, Travel, Dues & Publications	\$ 258,988	\$ 243,392
Appraisal Review Board Compensation	\$ 600,000	\$ 700,000
Legal, Litigation & Arbitration Expenses	\$ 824,250	\$ 849,250
Professional Services - Other	\$ 1,676,335	\$ 578,735
Office Rent, Utilities & Janitorial	\$ 117,910	\$ 113,591
Telephone & Communications	\$ 77,888	\$ 77,888
Postage, Freight & Mailing Services	\$ 456,336	\$ 664,511
Materials, Supplies, Services	\$ 1,470,766	\$ 1,266,752
Contingencies	\$ 100,000	\$ 100,000
Capital Outlay	\$ 98,469	\$ 23,964
Total Other	\$ 5,680,942	\$ 4,618,083
Totals	\$ 23,145,270	\$ 23,687,614



Financing Summary

Amount:



- Funding Source:
- Taxing Unit Allocations
- Interest Earnings
- Data Sales/Misc. Income
- 911 District Contract Pmt.
- Rendition Penalty Payments

Funding Source:

Taxing Unit Allocations	
Interest Earnings	
Data Sales/Misc. Income	
911 District Contract Pmt.	
Rendition Penalty Payments	
Transfer from Board Established Contingency	
Transfer from Bldg. Maint. Committed Fund	
Transfer from Technology Committed Fund	
Transfer from Pension Liability Committed Fund	
Transfer from CAMA Committed Fund	
Transfer from Unrestricted/Unassigned	

Amount:

\$	23,262,414
\$	20,000
\$	5,200
\$	150,000
\$	100,000
\$	150,000
\$	-
\$	-
\$	-
\$	-
\$	-
\$	23,687,614

Totals

Residential Appraisal Division (1000)

2018 Budget

Responsible for:

The Residential Appraisal Department is responsible for the valuation of all residential real property, including land and improvements located within TAD's jurisdictional boundaries. The department consists of three divisions; Residential Appraisal, Residential Research and Agricultural Land Valuation.



2018 Division Budget

Salaries, Wages & Related	\$ 3,451,839
Employee Benefits	\$ 1,070,135
Miscellaneous	\$ 1,040
Furniture/Equip <\$5,000	\$ -
Comp/Elec/Tech <\$5,000	\$ -
Office Supplies	\$ 4,700
Postage/Mail Srvc	\$ 24,968
Reproduction	\$ 160
Printing	\$ 1,822
Hardware Maint.	\$ -
Dues/Subscriptions	\$ 6,043
Travel	\$ 3,790
Training	\$ 5,105
 2018 Total	 \$ 4,569,602
 2017 Budget	 \$ 4,276,397
 FTE's 2018 Budget:	 47
 FTE's 2017 Budget:	 46

593,287 Total Parcels

37,780 Vacant Land Parcels

4,700 Agriculture Parcels

Total Market Value at 2017 Notice Date

\$123,639,074,948

2016 New Construction Inspected:

15,049

2016 Sales Verified:

25,919

2016 Protests Resolved Informally

12,959

2016 Call Center Calls Received:

7,699

Parcels Per Appraiser : 12,898

Division Cost Per parcel: \$5.34

BPP / Utilities / Minerals Division (1500)

2018 Budget

Responsible for:

The Business Personal Property, Utilities and Minerals Department is responsible for determining the market value for machinery and equipment and other tangible fixed assets used in the production of income. Additionally, valuation of fixed assets of utilities and the valuation of mineral rights are included as responsibilities.

2018 Division Budget

Salaries, Wages & Related	\$ 1,703,540
Employee Benefits	\$ 551,745
Temporary Support	\$ 21,000
Miscellaneous	\$ -
Furniture/Equip <\$5,000	\$ -
Comp/Elec/Tech <\$5,000	\$ -
Office Supplies	\$ 3,100
Postage/Mail Srvc	\$ 4,660
Reproduction	\$ -
Printing	\$ 1,974
Hardware Maint.	\$ 300
Dues/Subscriptions	\$ 15,650
Travel	\$ 3,850
Training	\$ 7,640
Other Professional Services	\$ 276,600
 2018 Total	 \$ 2,590,059
 2017 Budget	 \$ 2,487,930
 FTE's 2018 Budget:	 25
 FTE's 2017 Budget:	 24

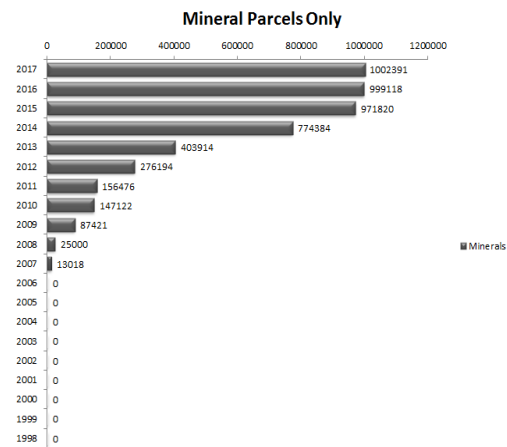


ACCOUNTS WORKED

Billboards single	24	\$2M
Billboards multi*	13	\$12M
Aircraft	174	\$478M
Special Inventory	1,456	\$604M
Standard BPP	46,145	\$22.400B
Various Location*	992	\$1.500B
Utilities	119	\$ 107M
Utilities -multi*	194	\$3.340B
Total BPP	49,117	\$28.445B
+ * approx 20,000 "child" accounts		
Minerals	999,144	\$973M

EXEMPTIONS WORKED

Freeport	963
Goods in Transit	1
Pollution Control	165
Foreign Trade Zone	21
Vehicle	66
Nominal Value	421,641



Commercial Appraisal Division (2000)

2018 Budget

Responsible for:

The Commercial Appraisal Department is responsible for the valuation of all commercial real property, including land and improvements located within TAD's jurisdictional boundaries. The department consists of four divisions; Commercial Appraisal, Complex Property Appraisal, Commercial Research and Reporting and Litigation and Arbitration.

2018 Division Budget

Salaries, Wages & Related	\$ 3,306,340
Employee Benefits	\$ 1,049,284
Miscellaneous	\$ 1,050
Furniture/Equip <\$5,000	\$ -
Comp/Elec/Tech <\$5,000	\$ 600
Office Supplies	\$ 7,500
Postage/Mail Srvc	\$ 14,026
Reproduction	\$ 240
Printing	\$ 1,446
Hardware Maint.	\$ 500
Dues/Subscriptions	\$ 67,855
Travel	\$ 8,460
Training	\$ 14,640

2018 Total \$ 4,471,941

2017 Budget \$ 4,137,732

FTE's 2018 Budget: 47

FTE's 2017 Budget: 45



2016 Statistics:

Commercial accounts

24973

Industrial accounts

975

Commercial utility accounts

1453

Multifamily

1595

Vacant land

12278

Other

917

DISTRICT LITIGATION 2016

Active suits as of 1/1/16:	280
Suits added during year:	677
Suits closed out during year:	372
Suits active 12/31/16:	585

Suits closed at a rate of 1 every 2.5 business days

Commercial Appraisal Section

2 Managers and 16 Appraisers

Complex Properties Section

1 Manager and 3 Appraisers.

Commercial Research Section

1 Manager and 6 Appraisers

Litigation Section

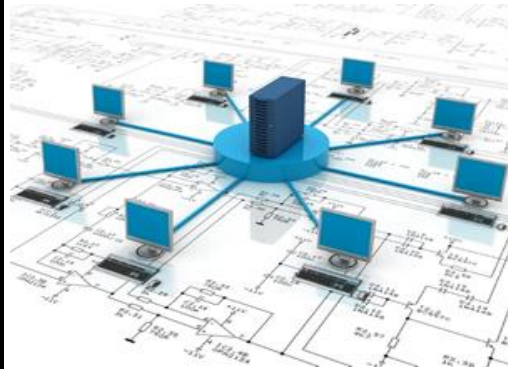
1 Manager and 3 Appraisers

Information Services Division (4000)

2018 Budget

Responsible for:

The Information Services department manages the activities of the information technology environment including the network, security, database, and CAMA software administration. This department is responsible for troubleshooting, evaluating, and recommending changes to current and future network requirements to meet the needs of the District. The department works closely with management and the District's software vendor to help design and implement new software features and programming changes. The department coordinates the exchange of data with taxing units and the Comptroller.



2018 Division Budget

Salaries, Wages & Related	\$ 1,761,594
Employee Benefits	\$ 485,330
Miscellaneous	\$ 8,415
Furniture/Equip <\$5,000	\$ 150
Comp/Elec/Tech <\$5,000	\$ 31,000
Office Supplies	\$ 2,100
Postage/Mail Srvc	\$ 875
Reproduction	\$ 70
Printing	\$ 200
Hardware Rentals	\$ 624
Software Fees	\$ 565,138
Hardware Maint.	\$ 51,110
Dues/Subscriptions	\$ 130
Travel	\$ 1,605
Training	\$ 2,550
Other Professional Srvc	\$ 38,400
Capital Outlay- Computer Software	\$ 11,010
Capital Outlay- Computer Equipment	\$ -
2018 Total	\$ 2,960,301
2017 Budget	\$ 2,839,416
FTE's 2018 Budget:	19
FTE's 2017 Budget:	18

- Staffed with infrastructure specialists, applications and web programmers, computer operations / network staff, and technical support personnel
- Works closely with TAD management, public entities, the general public, and the State on data products
- Provides innovative technology strategies for TAD staff
- Manages and maintains departmental computer hardware, software, and related systems
- Responds to appraisal district departmental user, tax unit, and other inquiries and requests

Support Services Division (5000)

2018 Budget

Responsible for:

Department has four divisions that perform various tasks including imaging, customer service, exemptions administration and records support. Responsibilities include administering exemptions, digitally image, archive and preserve all documents, applications and other supporting documentation associated with appraisal throughout the District. Responsibilities also for property ownership changes, splits and plat work.

2018 Division Budget

Salaries, Wages & Related	\$ 2,055,758
Employee Benefits	\$ 834,172
Temporary Support	\$ 21,000
Miscellaneous	\$ 4,075
Furniture/Equip <\$5,000	\$ -
Comp/Elec/Tech <\$5,000	\$ -
Office Supplies	\$ 7,243
Postage/Mail Srvc	\$ 103,600
Reproduction	\$ 1,498
Printing	\$ 3,160
Advertising	\$ 11,945
Hardware Maint.	\$ 24,281
Dues/Subscriptions	\$ 610
Travel	\$ 9,354
Training	\$ 2,380
Legal/Litigation	\$ 20,000
Other Professional Srvc.	\$ 24,545
2018 Total	\$ 3,123,621
2017 Budget	\$ 3,235,798
FTE's 2018 Budget:	44 (10 transfer / 4 new)
FTE's 2017 Budget:	30



2016 Statistics:

Homestead applications received	59,489
Absolute Applications Processed	1,614
Modifier Maintenance Performed	74,439
New Tax deferrals	450
Incoming calls	111,626
Outgoing calls	22,046
Webmaster e-mails	6,708
Customers Served at Counter	36,486
Returned Mail Processed	86,095
Mail Address Updates	27,078
Ownership/record Changes	97,248
Plats/Splits/Combinations	3,200
Exemption Correspondence	4,245
ARB Hearings on Exemptions	85

For 2018, ten employees are being transferred from what was the Land Management Department (now GIS) to Support Services. They make up the Records Support Division.

Geographic Information Services (5500)

(Formerly - Land Management)

2018 Budget

Responsible for:

The Geographic Information Services Department (formerly Land Management) is responsible for maintaining the geodatabase, managing land maps and geographical information systems for all purposes of the District. Working closely with the Records group within the Support Services department, they are key to creating and maintaining property records and spatial tools used to establish appraisals by the District.



2018 Division Budget

Salaries, Wages & Related	\$	342,018
Employee Benefits	\$	110,184
Miscellaneous	\$	1,200
Furniture/Equip <\$5,000	\$	-
Comp/Elec/Tech <\$5,000	\$	-
Office Supplies	\$	720
Graphics - Mapping Supp.	\$	4,857
Postage/Mail Srvc	\$	1,380
Reproduction	\$	380
Software Fees	\$	-
Hardware Maint.	\$	600
Dues/Subscriptions	\$	645
Travel	\$	401
Training	\$	3,192
Other Professional Serv	\$	1,950
Mapping Services	\$	304,818
 2018 Total	 \$	 772,345
 2017 Budget	 \$	 1,599,567
 FTE's 2018 Budget:	 5	 (10 transferred)
 FTE's 2017 Budget:	 15	

GIS Changes in 2016

Ownership Layer Changes

- Number of Plats : 833
- Number of New Polygons: 8,249
- Number Of Splits, Joins, etc.: 981
- Number of Polygons changed: 1,934

Thematic Layer Changes

- City Layer Changes: 14
- PID Layer Changes: 51
- TIF layer Changes: 7
- Abstract Layer Changes: 1
- Grid Layer Changes: 1
- Mineral Leases Completed: 26

Subdivision Layer Changes

- New Features Created: 548

Zoning Changes

- 15,847 rows of 21,368 changed

For 2018, ten employees are being transferred to Support Services. They will make up what is now described as the the Records Support Division of Support Services leaving only the GIS staff in this department.

Appraisal Review Board Support Division (6000)

2018 Budget

Responsible for

The Tarrant Appraisal Review Board is a separate entity from the Tarrant Appraisal District established by state law. The law requires, however, that appraisal districts provide the funds for operation and a staff to aid with clerical and administrative needs. The Appraisal Review Board Support Division provides funding and staff to support this function.

2018 Division Budget

Salaries, Wages & Related	(*In Dept 8000)
Employee Benefits	(*In Dept 8000)
Temporary Support	\$ 33,902
Miscellaneous	\$ 2,592
Furniture/Equip <\$5,000	\$ 2,450
Comp/Elec/Tech <\$5,000	\$ 600
Office Supplies	\$ 8,699
Insurance and Bonds	\$ 622
Postage/Mail Svc	\$ 151,695
Reproduction	\$ 56
Printing	\$ 7,455
Hardware Maint.	\$ 500
Dues/Subscriptions	\$ 400
Travel	\$ 1,380
Training	\$ 62,155
Legal/Litigation	\$ 35,000
ARB Fees	\$ 700,000
2018 Total	\$ 1,007,506
2017 Budget	\$ 841,418
FTE's 2018 Budget:	(* 11 in Dept 8000)
FTE's 2017 Budget:	(* 9 in Dept 8000)



Taxpayer Appeal Results (2016)

	NUMBERS	VALUE
Total Protests Filed	105,132	\$71.082M
Single-Family	67,303	\$19.473M
Multi-Family	11,868	\$653M
Comm/BPP	24,799	\$50.889M
Oil/Gas	1,162	\$65M
Hearings Scheduled	84269	\$57.889M
Values Lowered	31603	\$3.837M

*The **Tarrant Appraisal Review Board members** are not employees of the Appraisal District, but rather serve independently to hear protests and challenges from taxpayers and tax units. They are appointed by the Administrative District Judge of Tarrant County to serve a two year term on the ARB. Currently there are **85** members.*

Administration / Chief Appraiser (8000)

2018 Budget

Responsible for:

The Administration Department's function is to plan, organize, direct and control the business support functions related to human resources, budget, finance, purchasing, fixed assets, accounting, facilities maintenance, ARB support staffing and mail service. ARB support staff aid in scheduling and logistics for the Tarrant Appraisal Review Board in the conduct of their duties.

2018 Division Budget

Salaries, Wages & Related	\$ 1,266,283
Employee Benefits	\$ 412,752
Temporary Support	\$ 6,720
Miscellaneous	\$ 8,362
Furniture/Equip <\$5,000	\$ -
Comp/Elec/Tech <\$5,000	\$ -
Office Supplies	\$ 3,008
Postage/Mail Srvc	\$ 3,128
Reproduction	\$ 80
Printing	\$ 1,901
Advertising	\$ 5,560
Hardware Maint.	\$ 200
Dues/Subscriptions	\$ 3,745
Travel	\$ 6,981
Training	\$ 10,390
Legal/Litigation	\$ 50,000
Other Professional Fees	\$ 7,140
 2018 Total	 \$ 1,786,250
 2017 Budget	 \$ 1,539,126
 FTE's 2018 Budget:	 19
 FTE's 2017 Budget:	 16



2016

TAD receives "**Certificate of Excellence in Assessment Administration**" in 2016 from International Association of Assessing Officers. Becomes 1 of 35 nationwide to receive award.

TAD receives "**Certificate of Achievement in Financial Reporting**" in 2016 from Government Finance Officers Association for the 27th consecutive year.

TAD passes Comptroller's **MAPS** review and **PVS**.

Maintains registration of **94** appraisers with the Texas Department of licensing and Registration.

Hosted **11** Certification Courses for **341** students.

Competitive Bids/proposals obtained: **104**

Purchase Orders issued: **340**

AP Checks issued: **2,217**

Background checks performed: **52**

Job Postings: **7**

New hires: **27**

General Operations Division (9000)

2018 Budget

Responsible for:

Facility and Custodial staff are responsible for the maintenance and upkeep of the physical plant of the District. Office services and Operation staff perform duties related to mail and printing operations and coordination of supply distribution between divisions. Organization-wide professional service funding resides in this budget.

2018 Division Budget

Salaries, Wages & Related	\$ 246,528
Employee Benefits	\$ 245,943
Contract Labor	\$ 92,864
Temporary Support	\$ 600
Miscellaneous	\$ 15,600
Furniture/Equip <\$5,000	\$ 6,500
Comp/Elec/Tech <\$5,000	\$ -
Office Supplies	\$ 3,870
Office Rental	\$ 10,160
Insurance and Bonds	\$ 19,515
Postage/Mail Srvc	\$ 360,179
Reproduction	\$ 640
Computer Supplies	\$ 25,428
Utilities	\$ 77,491
Printing	\$ 20,175
Telephone	\$ 77,888
Janitorial Serv./Supp.	\$ 25,940
Hardware Rentals	\$ 775
Hardware Maint.	\$ 83,932
Dues/Subscriptions	\$ 2,995
Travel	\$ 721
Training	\$ 725
Legal/Litigation	\$ 728,000
Arbitration/SOAH	\$ 16,250
Other Professional Srvc.	\$ 230,100
Interest	\$ 216
Contingencies	\$ 100,000
Capital Outlay - Furn./Equip.	\$ -
Lease Payments - Principal	\$ 12,954
2018 Total	\$ 2,405,989
2017 Budget	\$ 2,192,992
FTE's 2018 Budget:	5
FTE's 2017 Budget:	5



End of Year Mail Report (2016)

Incoming	122,864
Outgoing	179,447
Presort	688,755
Folded/Inserted	104,986

Square footage of TAD Headquarters:
45,816

Reproduction Cost New of Physical Plant:
\$8,428,000
(American Appraisal Associates)

Risk insurance Cost per Square Foot:
\$ 0.35

Annual Utility Cost per Square Foot:
\$ 1.75

Capital Expenditures 2018

6504 Capital Outlay - Computer Software - Over \$5,000

IBM Passport Advantage Tivoli Backup add TB	\$ 11,010
---	-----------

4003 Computer, Electronics, Technical < \$5,000

Monitor Replacements	\$ 6,000
Laptop PC Replacements	\$ 14,000
Desktop PC Replacements	\$ 11,000
Bar Code Machines	\$ 600
Digital Cameras	\$ 600
Cabling for phones, netwrk etc.	\$ 3,500
Replace 4 Security Cameras	\$ 3,000

4002 Furniture and Equipment < \$5,000

Replacement Counter Chairs	\$ 600
Replacement Waiting Room Chairs	\$ 450
Floor Mat Replacements	\$ 1,400

6502 Capital Lease Payments - Principal

Mail Equipment	\$ 7,200
Folder inserter	\$ 1,674
OCE' Colorwave Plotter	\$ 4,080

Personnel Included in 2018 Budget

Residential Appraisal Department	# of Positions	Total Salaries Proposed
DIRECTOR	1	\$ 142,002
REGIONAL RESIDENTIAL APPRAISAL MANAGER	2	\$ 192,566
OPERATIONS AND SUPPORT MANAGER	1	\$ 100,610
RESIDENTIAL PROPERTIES RESEARCH MANAGER	1	\$ 78,562
DATA QUALITY SUPERVISOR	1	\$ 68,390
DATA COLLECTION SUPERVISOR	1	\$ 79,435
RESIDENTIAL VALUATION ANALYST	10	\$ 710,510
SENIOR RESIDENTIAL APPRAISER	12	\$ 831,288
RESIDENTIAL APPRAISER	8	\$ 386,680
RESIDENTIAL VALUATION TECHNICIAN	4	\$ 167,620
SENIOR GENERAL CLERK	3	\$ 151,008
SENIOR RESEARCH CLERK	2	\$ 82,452
DATA SERVICES CLERK II	1	\$ 37,170
BPP/Utilities/Minerals Department		
DIRECTOR	1	\$ 115,749
BPP RESEARCH MANAGER	1	\$ 88,754
BPP APPRAISAL MANAGER	1	\$ 88,754
BPP VALUATION ANALYST	3	\$ 206,232
MINERAL VALUATION ANALYST	1	\$ 66,227
SENIOR BPP APPRAISER	7	\$ 436,702
BPP APPRAISER	2	\$ 105,748
BPP VALUATION TECHNICIAN	3	\$ 128,856
CLERICAL SUPERVISOR	1	\$ 55,078
SENIOR DATA SERVICES CLERK	2	\$ 93,766
DATA SERVICES CLERK II	2	\$ 78,062
GENERAL CLERK II	1	\$ 30,155
Commercial Appraisal Department		
DIRECTOR	1	\$ 138,674
DIVISION MANAGER	5	\$ 540,200
COMMERCIAL SALES RESEARCH SPECIALIST	1	\$ 71,808
COMMERCIAL PROPERTIES APPRAISER/ANALYST	7	\$ 502,656
SENIOR LITIGATION SPECIALIST	1	\$ 101,525
LITIGATION APPRAISAL SPECIALIST	2	\$ 141,940
COMMERCIAL SPECIAL PROPERTIES APPRAISER/ANALYST	2	\$ 143,616
SENIOR COMMERCIAL APPRAISER	6	\$ 333,132
COMMERCIAL APPRAISER	9	\$ 434,259
COMMERCIAL VALUATION TECHNICIAN	2	\$ 76,800
CLERICAL SUPERVISOR	1	\$ 58,469
LITIGATION CLERK	1	\$ 49,317
SENIOR GENERAL CLERK	8	\$ 318,720
GENERAL CLERK II	1	\$ 31,970
Information Services Department		

DIRECTOR	1	\$ 125,528
INFRASTRUCTURE & OPERATIONS MANAGER	1	\$ 96,573
BUSINESS ANALYSIS & PROGRAMMING MANAGER	1	\$ 116,085
WEB SOLUTIONS MANAGER	1	\$ 116,085
APPLICATIONS SPECIALIST	4	\$ 387,608
DATA SERVICES COORDINATOR	1	\$ 93,101
TECHNICAL SUPPORT MANAGER	1	\$ 110,739
SPECIAL ASSISTANT TO THE DIRECTOR	1	\$ 100,339
SENIOR INFRASTRUCTURE SPECIALIST	1	\$ 88,650
WEB/GIS PROGRAMMER	1	\$ 78,897
INFRASTRUCTURE SPECIALIST	1	\$ 72,815
SENIOR SYSTEMS SUPPORT TECHNICIAN	1	\$ 78,957
SENIOR PC/NETWORK SPECIALIST	1	\$ 46,389
QUALITY ASSURANCE LIASON	1	\$ 65,645
TECHNICAL SUPPORT SPECIALIST	1	\$ 51,584
LEAD COMPUTER OPERATOR	1	\$ 62,442

Support Services Department

DIRECTOR	1	\$ 116,116
MANAGER OF SUPPORT SERVICES	1	\$ 95,430
CUSTOMER SERVICES SUPERVISOR	1	\$ 52,499
SENIOR CUSTOMER SERVICES REPRESENTATIVE	1	\$ 45,323
CUSTOMER SERVICES REPRESENTATIVE II	4	\$ 153,172
LEAD IMAGING SPECIALIST	1	\$ 58,926
IMAGING SPECIALIST II	2	\$ 78,208
EXEMPTIONS SUPERVISOR	1	\$ 55,881
SENIOR EXEMPTIONS SPECIALIST	4	\$ 171,248
EXEMPTIONS SPECIALIST II	12	\$ 465,384
EXEMPTIONS SPECIALIST I	4	\$ 134,132
SENIOR GEO-DATA SPECIALIST	1	\$ 45,074
SENIOR DEED RECORDS SPECIALIST	3	\$ 156,437
DEED RECORDS SPECIALIST II	5	\$ 212,437
DEED RECORDS SPECIALIST I	3	\$ 95,846

Geographic Information Services

MAPPING/GIS MANAGER	1	\$ 74,933
SENIOR GIS SPECIALIST	1	\$ 71,365
GIS SPECIALIST II	2	\$ 129,334
GIS SPECIALIST I	1	\$ 47,674

Administration Department (includes ARB Support staff)

EXECUTIVE DIRECTOR/CHIEF APPRAISER	1	\$ 176,560
DIRECTOR OF ADMINISTRATION	1	\$ 152,568
COMMUNICATION OFFICER	1	\$ 84,460
PURCHASING AGENT	1	\$ 65,707
FINANCE OFFICER	1	\$ 65,811
PAYROLL/EDUCATION COORDINATOR	1	\$ 60,070
HUMAN RESOURCE BENEFITS ADMINISTRATOR	1	\$ 66,893
EXECUTIVE ASSISTANT	1	\$ 65,811
MANAGER OF ARB OPERATIONS	1	\$ 106,579

SENIOR GENERAL CLERK	2	\$ 73,882
SENIOR DATA SERVICES CLERK	1	\$ 35,911
DATA SERVICES CLERK II	2	\$ 722,384
GENERAL CLERK II	5	\$ 165,540

General Operations

FACILITIES MANAGER	1	\$ 62,358
CUSTODIAN	2	\$ 62,172
SENIOR OFFICE SERVICES SPECIALIST	1	\$ 45,947
SENIOR OPERATIONS SPECIALIST	1	\$ 59,800

Total Positions 211

Pay Schedule for 2018

GRADE	JOB TITLE	MINIMUM	MIDPOINT	MAXIMUM	AUTO ALLOWANCE
Labor/Trades Group					
3	Custodian	\$ 28,028	\$ 35,241	\$ 42,453	
4	Facilities Supervisor	\$ 42,767	\$ 58,346	\$ 73,924	\$ 3,000
Clerical/General Office Group					
6	General Clerk I	\$ 28,028	\$ 35,432	\$ 42,835	
7	Data Services Clerk I	\$ 30,060	\$ 38,893	\$ 47,725	
	Imaging Specialist I	\$ 30,060	\$ 38,893	\$ 47,725	
8	Research Clerk I	\$ 31,663	\$ 40,710	\$ 49,757	
9	General Clerk II	\$ 31,663	\$ 40,710	\$ 49,757	
10	Data Services Clerk II	\$ 35,402	\$ 45,516	\$ 55,629	
	Imaging Specialist II	\$ 35,402	\$ 45,516	\$ 55,629	
	Research Clerk II	\$ 35,402	\$ 45,516	\$ 55,629	
11	Senior Research Clerk	\$ 36,977	\$ 47,543	\$ 58,108	
12	Senior General Clerk	\$ 37,312	\$ 47,972	\$ 58,632	
13	Administrative Secretary	\$ 37,707	\$ 48,481	\$ 59,254	
	Senior Data Services Clerk	\$ 37,707	\$ 48,481	\$ 59,254	
	Senior Imaging Specialist	\$ 37,707	\$ 48,481	\$ 59,254	
	Special Districts Clerk	\$ 37,707	\$ 48,481	\$ 59,254	
14	Litigation Clerk	\$ 39,289	\$ 52,060	\$ 64,830	
	Lead Imaging Specialist	\$ 39,289	\$ 52,060	\$ 64,830	
15	Executive Secretary	\$ 41,613	\$ 56,772	\$ 71,930	
16	Clerical Supervisor	\$ 42,672	\$ 58,218	\$ 73,764	
Support Services Group					
17	Exemptions Specialist I	\$ 30,728	\$ 39,077	\$ 47,425	
	Deed Records Specialist I	\$ 30,728	\$ 39,077	\$ 47,425	
	Customer Services Representative I	\$ 30,728	\$ 39,077	\$ 47,425	
18	Exemptions Specialist II	\$ 35,402	\$ 45,516	\$ 55,629	
	Deed Records Specialist II	\$ 35,402	\$ 45,516	\$ 55,629	
	Customer Services Representative II	\$ 35,402	\$ 45,516	\$ 55,629	
19	Senior Exemptions Specialist	\$ 37,707	\$ 48,481	\$ 59,254	
	Senior Deed Records Specialist	\$ 37,707	\$ 48,481	\$ 59,254	
	Senior Customer Services Representative	\$ 37,707	\$ 48,481	\$ 59,254	
20	Exemptions Supervisor	\$ 46,939	\$ 60,352	\$ 73,764	
	Deed Records Supervisor	\$ 46,939	\$ 60,352	\$ 73,764	
	Customer Services Supervisor	\$ 46,939	\$ 60,352	\$ 73,764	
	Appraisal Review Board Supervisor	\$ 46,939	\$ 60,352	\$ 73,764	
Appraisal Group					
21	Residential Valuation Technician	\$ 40,404	\$ 55,123	\$ 69,841	\$ 8,000
	Commercial Valuation Technician	\$ 40,404	\$ 55,123	\$ 69,841	\$ 8,000
	Business Personal Property Valuation Technician	\$ 40,404	\$ 55,123	\$ 69,841	\$ 8,000
22	Residential Appraiser	\$ 46,200	\$ 60,484	\$ 74,768	\$ 8,000
	Commercial Appraiser	\$ 46,200	\$ 60,484	\$ 74,768	\$ 8,000
	Business Personal Property Appraiser	\$ 46,200	\$ 60,484	\$ 74,768	\$ 8,000
23	Senior Residential Appraiser	\$ 50,400	\$ 68,650	\$ 86,900	\$ 8,000
	Sr. Business Personal Property Appraiser	\$ 50,400	\$ 68,650	\$ 86,900	\$ 8,000
	Senior Commercial Appraiser	\$ 50,400	\$ 68,650	\$ 86,900	\$ 8,000
	Productivity Appraiser	\$ 50,400	\$ 68,650	\$ 86,900	\$ 8,000

Pay Schedule for 2018

GRADE	JOB TITLE	MINIMUM	MIDPOINT	MAXIMUM	AUTO ALLOWANCE
24	Senior Productivity Appraiser	\$ 56,700	\$ 77,300	\$ 97,900	\$ 8,000
	Residential Valuation Analyst	\$ 56,700	\$ 77,300	\$ 97,900	\$ 5,900
	Commercial Properties Appraiser/Analyst	\$ 56,700	\$ 77,300	\$ 97,900	\$ 5,900
	Mineral Valuation Analyst	\$ 56,700	\$ 77,300	\$ 97,900	\$ 5,900
	Comm. Special Prop. Appraiser/Analyst	\$ 56,700	\$ 77,300	\$ 97,900	\$ 5,900
	Commercial Sales Research Specialist	\$ 56,700	\$ 77,300	\$ 97,900	\$ 5,900
	Sr. Business Personal Prop. Appraisal Specialist	\$ 56,700	\$ 77,300	\$ 97,900	\$ 5,900
	Business Personal Prop. Valuation Analyst	\$ 56,700	\$ 77,300	\$ 97,900	\$ 5,900
	Litigation Appraisal Specialist	\$ 56,700	\$ 77,300	\$ 97,900	\$ 5,900
	Business Personal Property Research Specialist	\$ 56,700	\$ 77,300	\$ 97,900	\$ 5,900
25	Sr. Commercial Sales Research Specialist	\$ 63,738	\$ 86,957	\$ 110,176	\$ 4,498
	Regional Comm. Appraisal Supervisor	\$ 63,738	\$ 86,957	\$ 110,176	\$ 4,498
	Business Personal Property Appraisal Supervisor	\$ 63,738	\$ 86,957	\$ 110,176	\$ 4,498
	Sr. Special Comm. Properties Appraiser/Analyst	\$ 63,738	\$ 86,957	\$ 110,176	\$ 4,498
	Senior Litigation Appraisal Specialist	\$ 63,738	\$ 86,957	\$ 110,176	\$ 4,498
	Data Quality Supervisor	\$ 63,738	\$ 86,957	\$ 110,176	\$ 4,498
	Data Collection Supervisor	\$ 63,738	\$ 86,957	\$ 110,176	\$ 4,498
26	Regional Residential Appraisal Manager	\$ 77,084	\$ 105,164	\$ 133,244	\$ 4,498
	Residential Properties Research Manager	\$ 77,084	\$ 105,164	\$ 133,244	\$ 4,498
	Business Personal Property Research Manager	\$ 77,084	\$ 105,164	\$ 133,244	\$ 4,498
	Business Personal Property Appraisal Manager	\$ 77,084	\$ 105,164	\$ 133,244	\$ 4,498
	Commercial Properties Research Manager	\$ 77,084	\$ 105,164	\$ 133,244	\$ 4,498
	Commercial Appraisal Manager	\$ 77,084	\$ 105,164	\$ 133,244	\$ 4,498
	Litigation Manager	\$ 77,084	\$ 105,164	\$ 133,244	\$ 4,498
	Manager of ARB Operations	\$ 77,084	\$ 105,164	\$ 133,244	\$ 2,500
	Manager of Support Services	\$ 77,084	\$ 105,164	\$ 133,244	\$ 2,500
Information Systems Group					
27	CAD Operator I	\$ 28,785	\$ 37,010	\$ 45,234	
28	Geo-Data Specialist	\$ 32,184	\$ 41,379	\$ 50,573	
29	CAD Operator II	\$ 34,278	\$ 44,073	\$ 53,867	
	Quality Assurance Specialist	\$ 34,278	\$ 44,073	\$ 53,867	
30	Computer Operator I	\$ 35,358	\$ 45,460	\$ 55,562	
31	Senior Geo-Data Specialist	\$ 36,597	\$ 47,054	\$ 57,511	
	Senior CAD Operator	\$ 36,597	\$ 47,054	\$ 57,511	
32	GIS Specialist I	\$ 39,289	\$ 50,516	\$ 61,743	
33	Technical Support Specialist	\$ 45,547	\$ 58,562	\$ 71,577	
	Senior Quality Assurance Specialist	\$ 45,547	\$ 58,562	\$ 71,577	
34	Senior Operations Specialist	\$ 42,215	\$ 54,260	\$ 66,305	
35	PC/Network Specialist	\$ 45,547	\$ 58,563	\$ 71,579	
36	GIS Specialist II	\$ 46,664	\$ 59,999	\$ 73,334	
37	Programmer/Analyst	\$ 48,708	\$ 63,774	\$ 78,840	
	Systems Support Technician	\$ 48,708	\$ 63,774	\$ 78,840	
	Senior GIS Specialist	\$ 48,708	\$ 63,774	\$ 78,840	
	Assistant Data Services Manager	\$ 48,708	\$ 63,774	\$ 78,840	
	Senior PC/Network Specialist	\$ 48,708	\$ 63,774	\$ 78,840	
	Quality Assurance Liason	\$ 48,708	\$ 63,774	\$ 78,840	
38	Lead Computer Operator	\$ 48,097	\$ 63,539	\$ 78,980	
39	Systems Programmer	\$ 57,050	\$ 73,351	\$ 89,651	
	Infrastructure Specialist	\$ 57,050	\$ 73,351	\$ 89,651	

Pay Schedule for 2018

GRADE	JOB TITLE	MINIMUM	MIDPOINT	MAXIMUM	AUTO ALLOWANCE
	Sr. Systems Support Technician	\$ 57,050	\$ 73,351	\$ 89,651	
40	Senior Programmer/Analyst	\$ 58,368	\$ 76,422	\$ 94,476	
	Visual Basic Programmer/Analyst	\$ 58,368	\$ 76,422	\$ 94,476	
	Mapping/GIS Manager	\$ 58,368	\$ 76,422	\$ 94,476	
41	Senior Systems Programmer	\$ 77,083	\$ 99,107	\$ 121,131	
	Applications Specialist	\$ 77,083	\$ 99,107	\$ 121,131	
	Data Services Coordinator	\$ 77,083	\$ 99,107	\$ 121,131	
	Technical Support Manager	\$ 77,083	\$ 99,107	\$ 121,131	
	Senior Infrastructure Specialist	\$ 77,083	\$ 99,107	\$ 121,131	
	Special Assistant to the Director	\$ 77,083	\$ 99,107	\$ 121,131	
	WEB/GIS Programmer	\$ 77,083	\$ 99,107	\$ 121,131	
42	Infrastructure & Operations Manager	\$ 78,897	\$ 103,297	\$ 127,696	
	Business Analysis & Programming Mgr.	\$ 78,897	\$ 103,297	\$ 127,696	
	Web Solutions Manager	\$ 78,897	\$ 103,297	\$ 127,696	
Executive/Administrative Group					
44	Office Services Specialist	\$ 24,560	\$ 31,578	\$ 38,595	
45	Senior Office Services Specialist	\$ 32,184	\$ 43,907	\$ 55,629	\$ 3,000
16	Executive Assistant	\$ 42,672	\$ 58,218	\$ 73,764	
46	Administrative Assistant	\$ 34,949	\$ 44,934	\$ 54,919	
47	Payroll Coordinator	\$ 39,289	\$ 58,542	\$ 77,795	
	Purchasing Agent	\$ 39,289	\$ 58,542	\$ 77,795	
	Administrative Specialist	\$ 39,289	\$ 58,542	\$ 77,795	
	Finance Officer	\$ 39,289	\$ 58,542	\$ 77,795	
	Human Resources Benefit Administrator	\$ 39,289	\$ 58,542	\$ 77,795	
48	Director of Comm. and Special Appraisal	\$ 84,460	\$ 127,430	\$ 170,400	\$ 2,500
	Director of Business Personal Property	\$ 84,460	\$ 127,430	\$ 170,400	\$ 2,500
	Director of Residential Appraisal	\$ 84,460	\$ 127,430	\$ 170,400	\$ 2,500
	Director of Support Services	\$ 84,460	\$ 127,430	\$ 170,400	\$ 2,500
	Director of Information Systems	\$ 84,460	\$ 127,430	\$ 170,400	\$ 2,500
	Communication Officer	\$ 84,460	\$ 127,430	\$ 170,400	\$ 2,500
49	Director of Administration	\$ 82,000	\$ 134,000	\$ 186,000	\$ 2,500
NA	Executive Director / Chief Appraiser		Negotiated		\$ 9,500



Employee Benefits

- Probationary Period:** All newly hired employees serve a minimum six-month probationary period. Upon satisfactory completion of that period (and unless other pre-employment agreements have been made), a 5% salary increase is normally provided.
- Medical Insurance:** TAD offers two Medical plans, PPO plan or HDHP/HSA. TAD pays 100% of employee premiums. Dependent coverage is available at employee expense.
- Dental Insurance:** TAD offers two Dental plans, PPO or DMO plan. TAD pays 100% of employee premiums. Dependent coverage is available at employee expense.
- Life Insurance:** TAD pays 100% of employee term life insurance coverage in an amount equal to one times an employee's annual salary. Added employee and dependent coverage are available at employee expense.
- Leave Benefits:** Vacation leave at 10 days per year which increases up to 25 days per year with 15 or more years of continuous TAD employment. Sick leave at 15 days per Year.
- Holidays:** TAD celebrates 10 holidays per year plus two optional holidays for a total of 12 holidays per year.
- Retirement:** All TAD employees participate in the Texas County and District Retirement System, with employees contributing 7% of salary and TAD currently providing a 225% matching contribution. TAD does not participate in the Social Security System but does pay into the Medicare program at 1.45% of salary.
- Deferred Compensation:** TAD employees can voluntarily participate in a deferred compensation program which allows for tax deferred salary payments into mutual funds which become taxable when withdrawn or a Roth contribution plan.
- Voluntary Vision:** TAD employees can voluntarily participate in our Vision program to receive rich benefits for Eye glasses or Contact Lens exams and materials.
- Voluntary STD:** TAD employees can voluntarily participate in a Short-term disability program. Protects your income for a short duration in case of illness or injury.

Budgeted Amounts for Benefits for the 211 Positions for 2018

	Residential	BPP/Util/Min	Commercial	Info. Services	Supp. Serv.	Geo. Info. Sv.	Admin/ARB	Gen. Ops.
Retirement	\$ 414,221	\$ 204,425	\$ 396,761	\$ 211,391	\$ 246,691	\$ 41,042	\$ 150,824	\$ 29,583
Insurance	\$ 655,914	\$ 347,320	\$ 652,523	\$ 273,939	\$ 587,481	\$ 69,142	\$ 201,928	\$ 66,960

**TARRANT APPRAISAL DISTRICT
2018 BUDGET
TAX ENTITY BUDGET ALLOCATIONS**

Tax Unit Allocations are Based on 2017 October Values and 2017 Adopted Tax Rates

TAX UNIT NAME	October 2017 Net Tax Value	2017 Tax Rate	Adjusted Levy	% of Tot Levy	Allocation Estimate
Aledo ISD	\$252,728,502	1.595000	\$ 3,977,077.61	0.09075713	\$21,112.30
Arlington ISD	\$26,509,579,389	1.368670	\$ 352,334,061.22	8.04028305	\$1,870,363.93
Azle ISD	\$1,589,102,385	1.329000	\$ 19,755,737.70	0.45082704	\$104,873.25
Birdville ISD	\$9,578,675,444	1.453900	\$ 133,858,354.28	3.05465516	\$710,586.53
Burleson ISD	\$1,497,881,883	1.670000	\$ 24,274,554.45	0.55394669	\$128,861.37
Carroll ISD	\$8,224,563,909	1.385000	\$ 111,834,304.14	2.5520651	\$593,671.95
Castleberry ISD	\$654,188,056	1.392200	\$ 8,672,047.12	0.1978966	\$46,035.53
Crowley ISD	\$6,041,270,000	1.670000	\$ 98,611,458.00	2.250319	\$523,478.52
Eagle Mtn-Saginaw ISD	\$8,333,654,925	1.540000	\$ 125,931,495.85	2.8737638	\$668,506.83
Everman ISD	\$1,271,981,369	1.510000	\$ 18,687,528.67	0.42645045	\$99,202.67
Fort Worth ISD	\$35,594,572,712	1.352000	\$ 461,189,273.07	10.5243651	\$2,448,221.38
Godley ISD	\$75,627,048	1.540000	\$ 1,108,128.54	0.02528756	\$5,882.50
Grapevine-Colleyville ISD	\$14,301,285,112	1.396700	\$ 194,366,521.16	4.43545492	\$1,031,793.89
H-E-B ISD	\$12,800,757,190	1.263000	\$ 156,834,510.31	3.57897233	\$832,555.36
Keller ISD	\$17,268,472,125	1.520000	\$ 255,846,521.30	5.83843197	\$1,358,160.22
Kennedale ISD	\$1,321,576,425	1.480000	\$ 18,880,908.09	0.43086338	\$100,229.22
Lake Worth ISD	\$902,752,913	1.670000	\$ 14,962,819.65	0.34145238	\$79,430.07
Lewisville ISD	\$172,420,820	1.407500	\$ 2,420,818.04	0.0552432	\$12,850.90
Mansfield ISD	\$12,550,406,400	1.540000	\$ 188,656,332.56	4.30514809	\$1,001,481.37
Northwest ISD	\$6,777,754,523	1.490000	\$ 99,711,324.39	2.27541802	\$529,317.16
White Settlement ISD	\$1,868,064,563	1.540000	\$ 28,053,203.27	0.64017567	\$148,920.31
City of Arlington	\$23,813,466,125	0.639800	\$ 149,865,695.27	3.41994357	\$795,561.43
City of Azle	\$664,532,728	0.671500	\$ 4,462,337.27	0.10183079	\$23,688.30
City of Bedford	\$3,985,419,372	0.520000	\$ 19,640,047.73	0.44818699	\$104,259.11
City of Benbrook	\$1,917,861,669	0.640000	\$ 12,095,218.68	0.27601357	\$64,207.42
City of Blue Mound	\$102,931,242	0.741530	\$ 745,046.04	0.01700199	\$3,955.07
City of Burleson	\$739,243,128	0.735000	\$ 5,271,756.99	0.12030179	\$27,985.10
City of Colleyville	\$5,173,735,269	0.333834	\$ 16,788,476.40	0.38311397	\$89,121.56
City of Crowley	\$908,956,761	0.719000	\$ 6,408,152.11	0.14623439	\$34,017.65
Dalworthington Gardens	\$363,589,128	0.374379	\$ 1,253,039.34	0.02859443	\$6,651.75
Edgecliff Village	\$220,201,051	0.270359	\$ 595,333.36	0.01358554	\$3,160.32
City of Euless	\$4,075,464,911	0.462500	\$ 18,589,972.21	0.42422421	\$98,684.79
City of Everman	\$168,235,153	1.158630	\$ 1,949,222.95	0.04448138	\$10,347.44
City of Flower Mound	\$172,164,679	0.439000	\$ 755,802.94	0.01724747	\$4,012.18
City of Forest Hill	\$463,701,837	0.990000	\$ 4,590,648.19	0.10475885	\$24,369.44
City of Fort Worth	\$59,940,536,956	0.805000	\$ 477,374,024.50	10.893702	\$2,534,138.06
City of Grand Prairie	\$7,044,869,796	0.669998	\$ 46,897,632.74	1.07020661	\$248,955.89
City of Grapevine	\$8,283,955,717	0.289271	\$ 23,963,081.54	0.54683887	\$127,207.92
Haltom City	\$2,099,960,434	0.668180	\$ 13,764,908.63	0.31411599	\$73,070.96

City of Haslet	\$755,483,314	0.333044	\$	2,487,684.85	0.05676911	\$13,205.87
City of Hurst	\$2,930,734,231	0.580940	\$	16,463,411.44	0.37569597	\$87,395.95
City of Keller	\$5,608,003,708	0.427500	\$	23,567,191.85	0.53780464	\$125,106.34
City of Kennedale	\$662,538,005	0.777500	\$	5,151,232.99	0.11755143	\$27,345.30
Town of Lakeside	\$133,305,896	0.375000	\$	499,897.11	0.01140768	\$2,653.70
City of Lake Worth	\$465,307,230	0.454920	\$	2,116,775.65	0.04830494	\$11,236.90
City of Mansfield	\$6,356,898,462	0.710000	\$	44,378,973.08	1.01273066	\$235,585.60
City of North Richland Hills	\$5,247,298,531	0.590000	\$	30,091,045.33	0.68667934	\$159,738.19
Town of Pantego	\$301,960,836	0.420000	\$	1,268,235.51	0.02894121	\$6,732.42
City of Pelican Bay	\$33,584,065	0.898499	\$	301,752.49	0.00688601	\$1,601.85
City of Reno	\$6,719,568	0.520000	\$	34,941.75	0.00079737	\$185.49
City of Richland Hills	\$565,027,644	0.563738	\$	4,069,303.03	0.09286172	\$21,601.88
City of River Oaks	\$280,560,163	0.780000	\$	2,156,231.27	0.04920532	\$11,446.35
City of Roanoke	\$115,722,401	0.375120	\$	434,097.87	0.00990614	\$2,304.41
City of Saginaw	\$1,624,434,070	0.495000	\$	8,040,948.65	0.1834949	\$42,685.34
City of Sansom Park	\$123,479,062	0.787304	\$	938,571.59	0.02141826	\$4,982.40
City of Southlake	\$7,151,861,552	0.462000	\$	32,901,698.37	0.7508186	\$174,658.53
Town of Trophy Club	\$123,825,359	0.451442	\$	549,918.68	0.01254918	\$2,919.24
City of Watauga	\$1,282,832,147	0.601788	\$	7,534,063.92	0.17192776	\$39,994.55
Town of Westover Hills	\$578,249,630	0.355000	\$	2,052,786.19	0.0468447	\$10,897.21
Westworth Village	\$246,429,435	0.500000	\$	1,232,147.18	0.02811767	\$6,540.85
City of White Settlement	\$750,211,352	0.762127	\$	5,717,563.27	0.13047511	\$30,351.66
Tarrant County	\$173,045,828,524	0.244000	\$	416,380,387.60	9.50182381	\$2,210,353.59
Tarrant County Hospital District	\$173,196,794,421	0.224429	\$	388,703,833.75	8.8702433	\$2,063,432.72
Tarrant County College District	\$173,625,681,326	0.140060	\$	238,574,806.27	5.44429047	\$1,266,473.39
Regional Water District	\$62,448,844,587	0.019400	\$	12,115,075.85	0.27646671	\$64,312.83
Emergency Services District #1	\$5,769,690,491	0.082500	\$	4,759,994.66	0.10862335	\$25,268.41
Trophy Club MUD #1	\$415,008,924	0.120210	\$	498,882.23	0.01138452	\$2,648.31
Live Oak Creek MUD	\$64,405,231	0.990000	\$	637,611.79	0.01455034	\$3,384.76
Viridian Mgmt District	\$412,181,625	0.448100	\$	1,846,985.86	0.04214832	\$9,804.72
Westlake	\$1,212,227,293	0.136150	\$	1,626,745.46	0.03712242	\$8,635.57
			\$	4,382,110,171.85	100.000000	\$ 23,262,414